
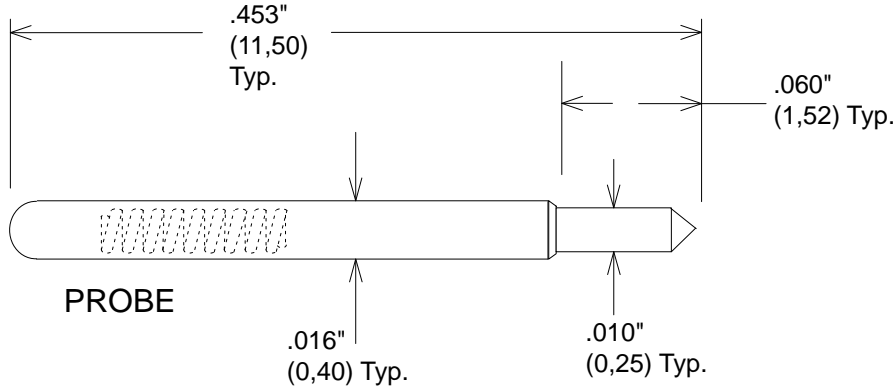


# SERIES 600

SMT BARE BOARD TEST PROBES  
SERIES 600  
.030 (0.76) CENTERS / .060 (1.5) STROKE

## Available TIP STYLES




600 - (A) FLAT



600 - (B) CROWN



600 - (C) DOME



600 - (D) POINT

TO ORDER, PROBE SELECT TIP STYLE EXAMPLE : 600 - (A)  
TO ORDER RECEPTACLE USE PART NUMBER SHOWN.

### INSULATING SLEEVE FOR RECEPTACLE:

Order part number, 600-SL

### Probe Technical Data

#### Mechanical

MINIMUM CENTERS: .030 (0.76)

FULL TRAVEL: .060 (1.5)

WORKING TRAVEL: .040 (1.0)

OPERATING LIFE: 1,000,000 cycles

#### Electrical

MAXIMUM CURRENT: 1 amps continuous

at working travel, non - inductive

RESISTANCE: At 35 mA test current,

50 mOHMS mean

#### Material and Finishes

PLUNGER: Steel

24 Kt gold plated over nickel

BARREL: Nickel silver with 24 Kt gold

plated ID and OD over nickel

SPRING: Music wire, 24 Kt gold plated

over nickel

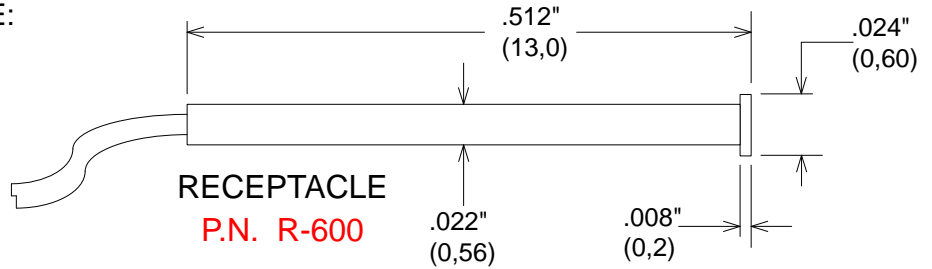
Spring Force +/- 20% oz. (grams)

Spring Type

@ 2/3 Travel

Standard

1.4 (40)



### Receptacle Technical Data

MOUNTING HOLE SIZE: .0225 (.56)

diameter, # 74 (.55 mm) drill

WIRE GAUGE: 30 AWG

#### CONNECTIONS:

R-600 Crimped with 36 inches of 30 AWG wire attached (other lengths upon request)

#### Materials and Finishes

RECEPTACLE: Brass, with 24 Kt gold plate

TEST-X FIXTURE PRODUCTS

COPYRIGHT (C) 2001

7117 Arlington Ave. Ste. G

Riverside, CA 92503

pH. 951-688-3067 Fax 951-688-1543

www.test-x.com